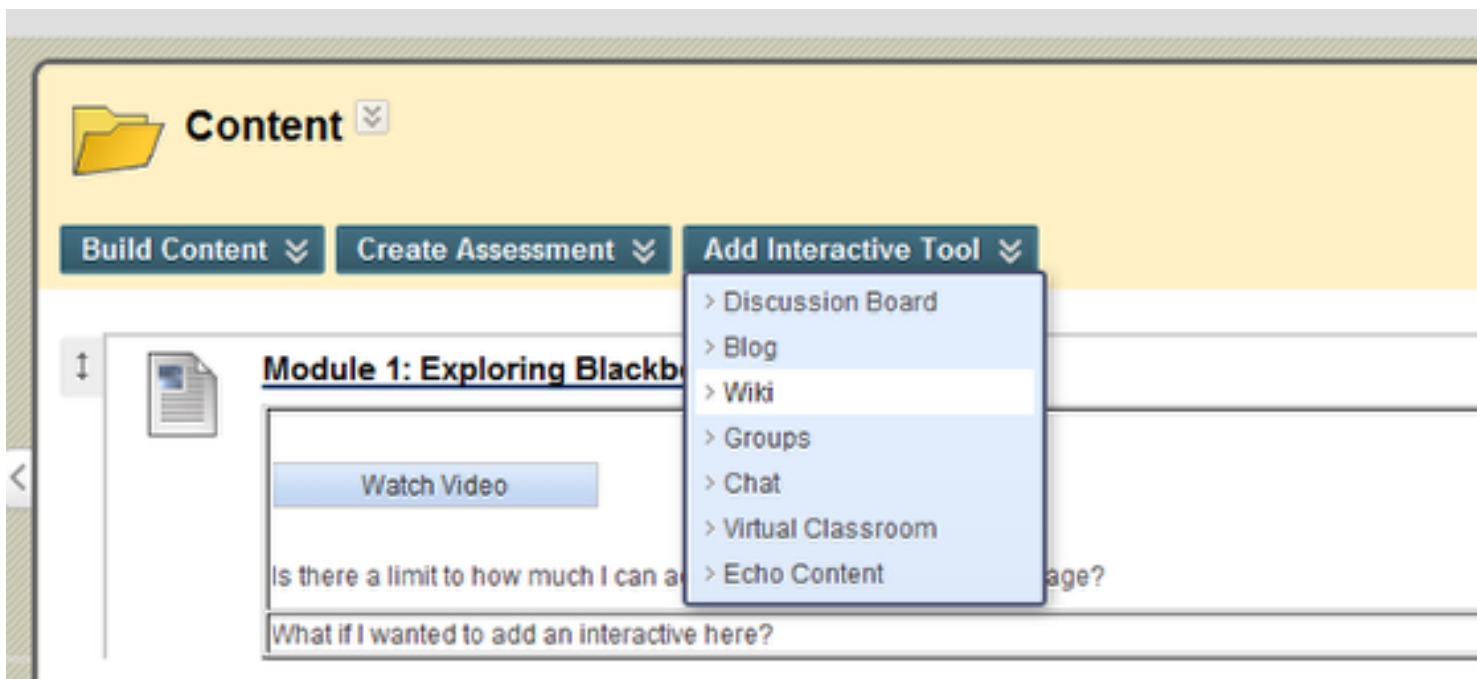


## Where are the wikis?

---

Learn the difference between Blackboard Wikis, Campus Pack Wikis, and WM Wikis.

### W&M Faculty have 3 Wiki Tools to Choose From



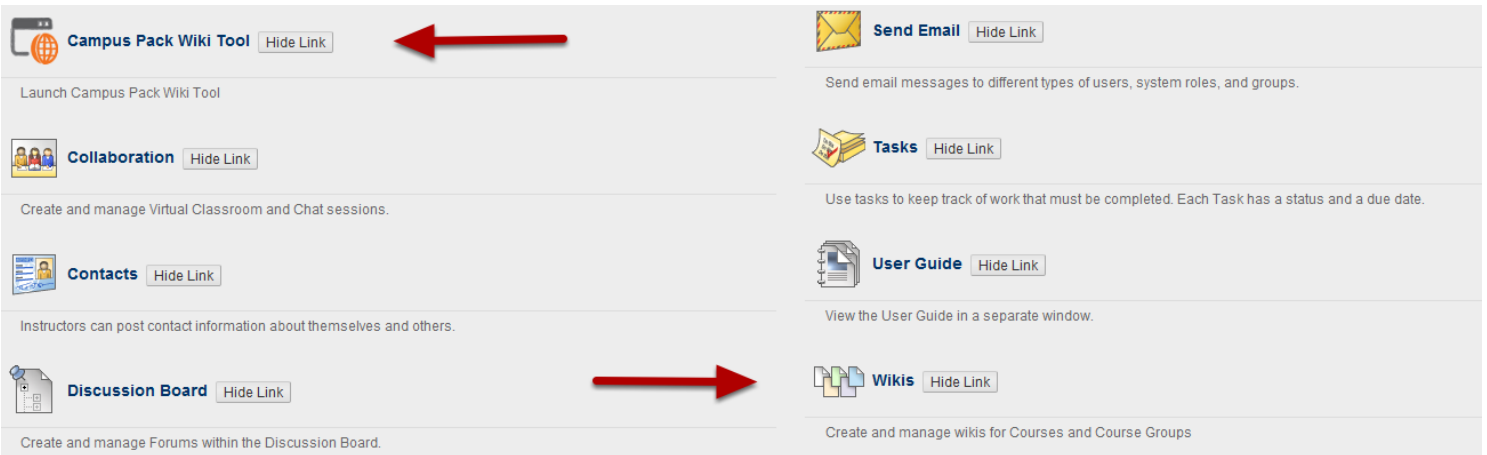
The Blackboard Wiki tool is a good choice for folks who wish to use a simple wiki which will only be viewed by members of the class.

### Campus Pack



Campus Pack is a Blackboard add-on. Campus pack originally provided tools that were not available in earlier versions of Blackboard.

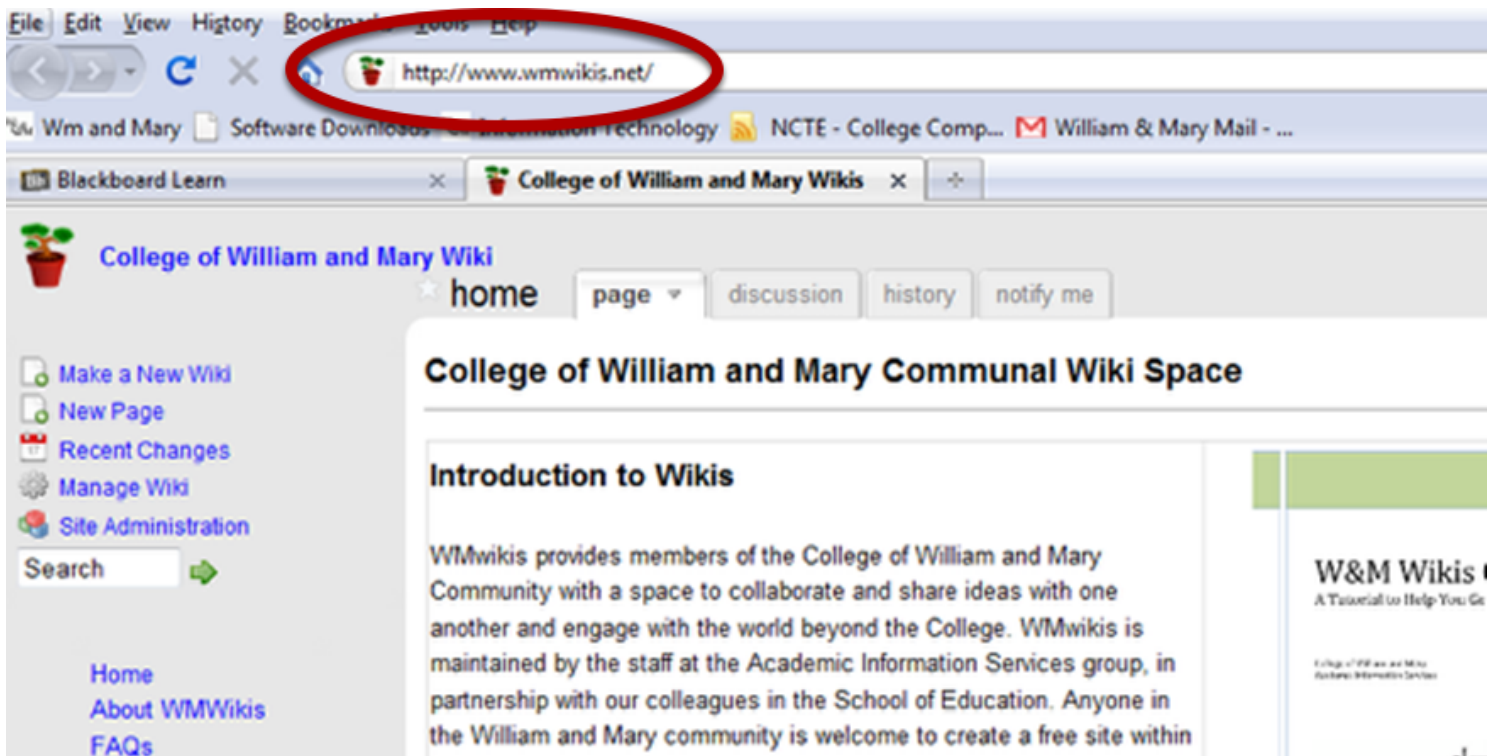
## Wikis in Blackboard



The screenshot shows the Blackboard Tools area with several tool links. A red arrow points to the 'Campus Pack Wiki Tool' link, and another red arrow points to the 'Wikis' link. The 'Campus Pack Wiki Tool' link is located at the top left, and the 'Wikis' link is located at the bottom right. The 'Campus Pack Wiki Tool' link has a description: 'Launch Campus Pack Wiki Tool'. The 'Wikis' link has a description: 'Create and manage wikis for Courses and Course Groups'. Other visible links include 'Send Email', 'Tasks', 'User Guide', 'Collaboration', and 'Contacts'.

You will find two links for wiki tools in your Blackboard Course Management or Tools area. The Blackboard wiki tool is called simply, "Wikis". The Campus Pack add-on is called "Campus Pack Wiki Tool".

## W&M Wikis



The screenshot shows a web browser window with the URL <http://www.wmwikis.net/> circled in red. The browser tabs show 'Blackboard Learn' and 'College of William and Mary Wikis'. The page content includes a navigation menu with 'home', 'page', 'discussion', 'history', and 'notify me'. The main heading is 'College of William and Mary Communal Wiki Space'. Below the heading is an 'Introduction to Wikis' section with text: 'WMwikis provides members of the College of William and Mary Community with a space to collaborate and share ideas with one another and engage with the world beyond the College. WMwikis is maintained by the staff at the Academic Information Services group, in partnership with our colleagues in the School of Education. Anyone in the William and Mary community is welcome to create a free site within'. There is also a sidebar with links like 'Make a New Wiki', 'New Page', 'Recent Changes', 'Manage Wiki', and 'Site Administration'.

The third wiki tool available to W&M users is WM Wikis. WM Wikis is a robust wiki editing tool that is great for collaborative projects and for sharing content on the web. Visit [www.wmwikis.net](http://www.wmwikis.net) to explore WM Wikis.